

# ABC PLAYDOUGH MATS



ABC



# WHAT YOU NEED...


- 2 cups plain flour 小麦粉 カップ2
- 1 cup salt 塩 カップ1
- 1 tbs oil 油 大さじ1
- 1 cup cold water 冷水 カップ1
- 2 drops liquid food colouring 食用色素 2滴

# HOW TO MAKE...


**STEP 1: Combine plain flour and salt. 小麦粉と塩を混ぜます。**

**STEP 2: Add water, food coloring and oil. Mix until ingredients are combined. 水と食用色素、油をくわえます。材料が馴染むまでよく混ぜます。**


**STEP 3: Knead well. よくこねます。**



A large, hollow red uppercase letter 'A' is centered in the left panel. Below the letter is a horizontal dashed line for tracing.



A large, hollow red lowercase letter 'a' is centered in the right panel. Below the letter is a horizontal dashed line for tracing.






B



b












D




d


















I



i









J



j










M M



m m m










N


n









P



p











R



r



















box



